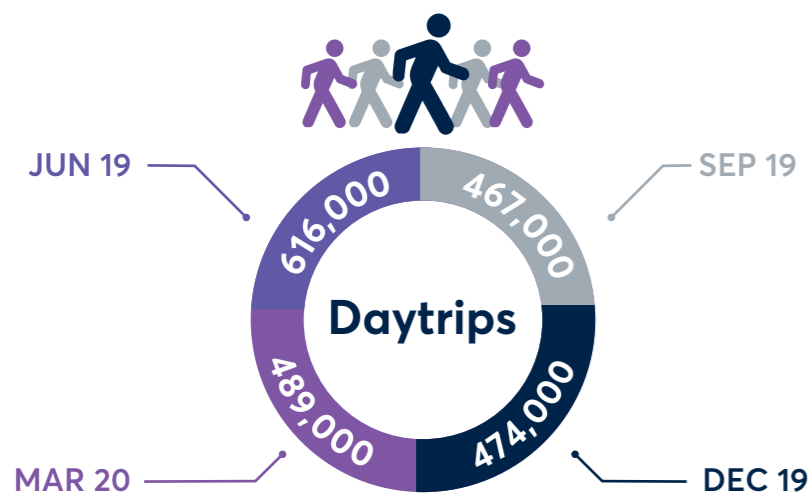


# INVEST PARRAMATTA

City of Parramatta's Gross Regional Product (market prices plus indirect taxes) in the March 2020 quarter was estimated at \$7.8M, up \$2.4M from the December quarter. The four quarter GRP to March 2020 was \$30.7M. The quarter total was 4.8% higher than that experienced in the same quarter the year before.

## Visitation to the City of Parramatta




# Parramatta Economic Insight Snapshot – MARCH QUARTER 2020

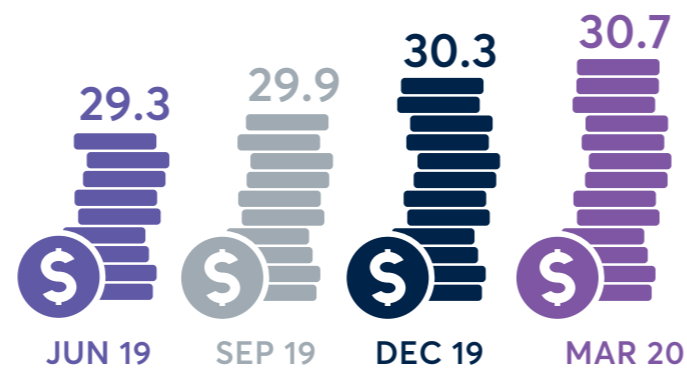


## Jobs Activity 2020 ('000)


Estimated average number of jobs in the City of Parramatta.



## Gross Regional Product 2020 (\$m – four quarter sum)



## New GST-Registered Businesses in the City of Parramatta



## Building Approvals Value 2020 (\$'000)

